

Signify Classified - Internal
Cooper Lighting Solutions Photometric Lab
1121 Highway 74 South
Peachtree City, GA 30269



Scaled data based on original data using
LM-79-08 Approved Method: Electrical and Photometric Measurements of Solid-
State Lighting Products

Test Report Prepared for
Cooper Lighting Solutions
(formerly Eaton)

Brand: STREETWORKS

Report Number: P1455836

Luminaire Tested: **GLAN-SB3B-727-U-T2LG**

Issue Date: 05/20/2026

This test was performed under the Supervised Manufacturer's Testing Program. The results of this test have not been influenced by sources from within Cooper Lighting Solutions or from external interests.

Report Generated By 670245763

Test Information

Test Method: LM-79-08
Report Number: P1455836
Test Lab: INNOVATION CENTER(G1)
Issue Date: 05/20/2026
Manufacturer: COOPER LIGHTING SOLUTIONS (FORMERLY EATON)
Product Line: STREETWORKS
Catalog Number: GLAN-SB3B-727-U-T2LG
Description: GALLEON II AREA AND ROADWAY HIGH DENSITY LUMINAIRE 450mA 3xLight Square PACKAGE 70CRI 2700K FIXTURE w/ TYPE II LOW GLARE
Light Source: (78) 2700K CCT, 70 CRI LEDS
Ballast/Driver: ELECTRONIC DRIVER

Luminaire Equipment:	<u>Sample No.</u>	<u>Condition</u>	<u>Description</u>
	a	good	reflector
	b	good	lens
	c	good	housing
	d	good	cord

Summary

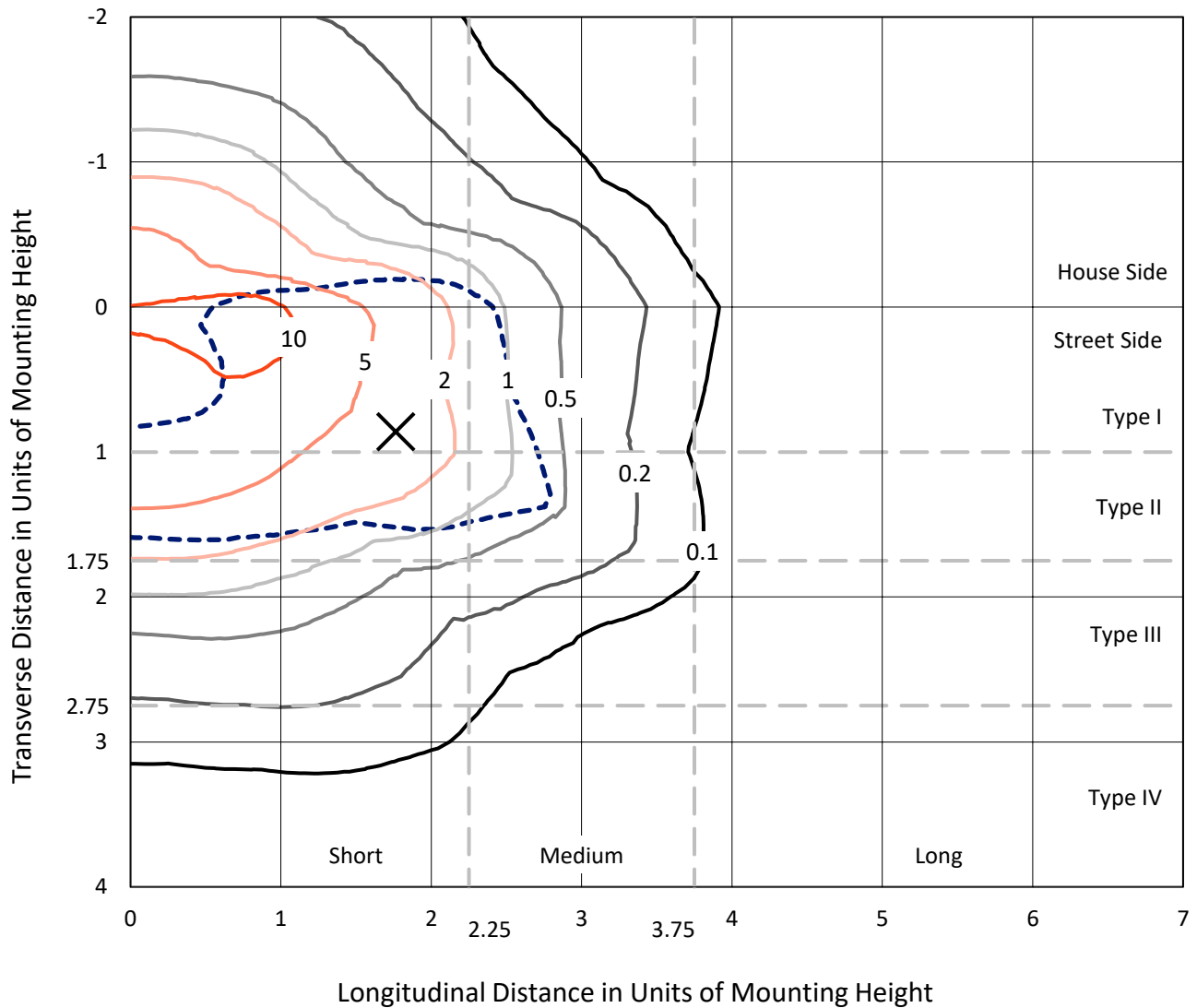
Lumens per Lamp: N/A
Luminaire Lumens: 15165.1 lumens
Efficiency: N/A
Efficacy: 138.9 lumens/watt
Luminous Opening: Rectangular (W 1' x L: 1' x H: 0')
IES Classification: Type II - Short
BUG Rating: B3 - U0 - G3

Input Watts (W): 109.2
Input Voltage (V): 120
Input Current (Ain): NR
Voltage Rise (V): NR
Power Factor: 0.97
Total Harmonic Distortion (THDi): NR
Frequency (hertz): 60
Stabilization Time: NR
Operation Time: NR
Ambient Temperature (°C): NR
Test Distance: 28.75 FT

REPORT NUMBER: P1455836
 CATALOG NUMBER: GLAN-SB3B-727-U-T2LG

Iso-Footcandle Lines of Horizontal Illumination

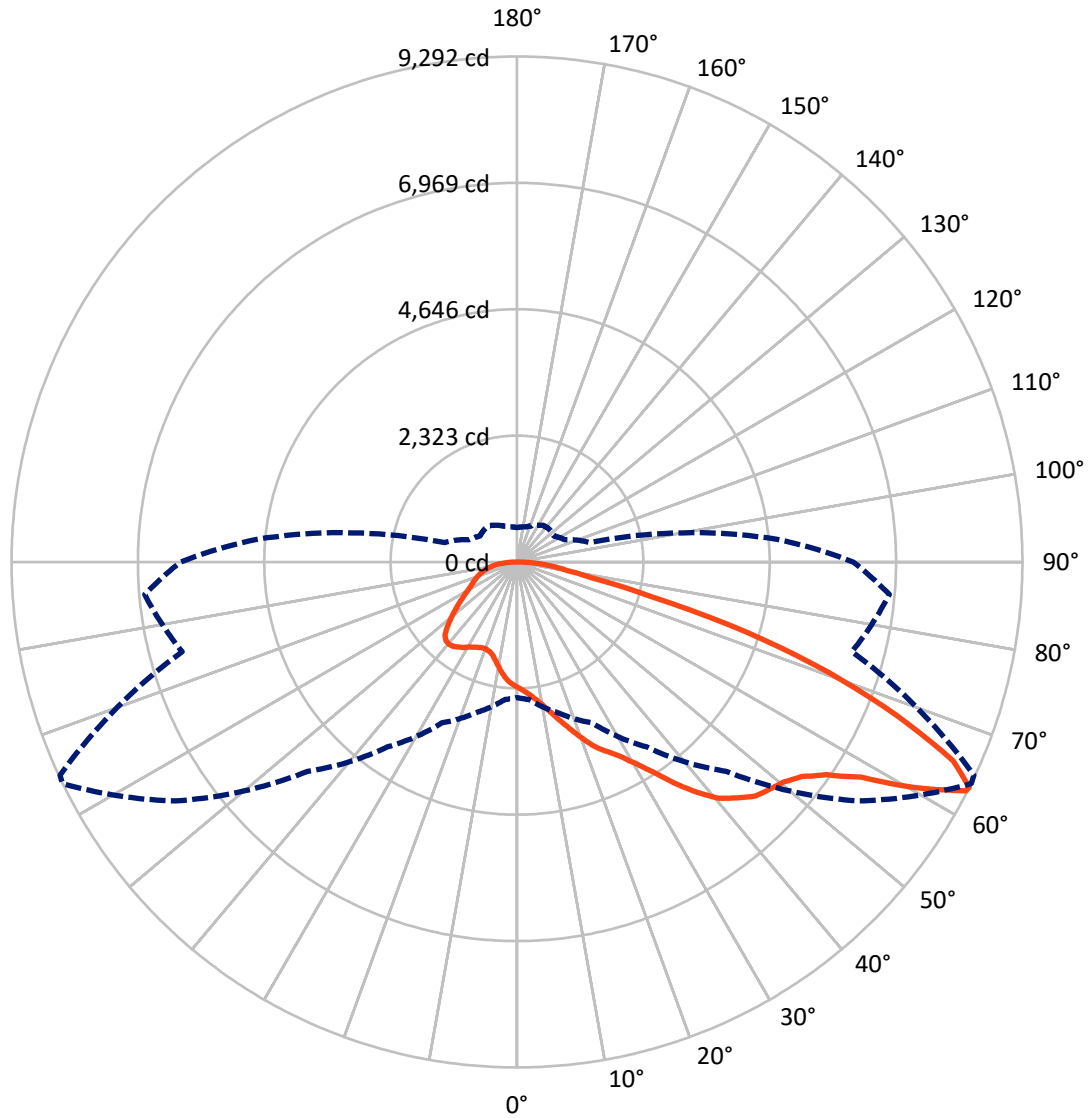
✕ Max cd
 - - - 1/2 Max cd



Based on 15 foot mounting height. Maximum calculated value = 15.8 fc
 Type II - Short - N/A

REPORT NUMBER: P1455836
CATALOG NUMBER: GLAN-SB3B-727-U-T2LG

Luminous Intensity Polar Plot



— Vertical Plane Through 64-Deg Lateral - - - Horizontal Cone Through 63-Deg Vertical

REPORT NUMBER: P1455836
 CATALOG NUMBER: GLAN-SB3B-727-U-T2LG

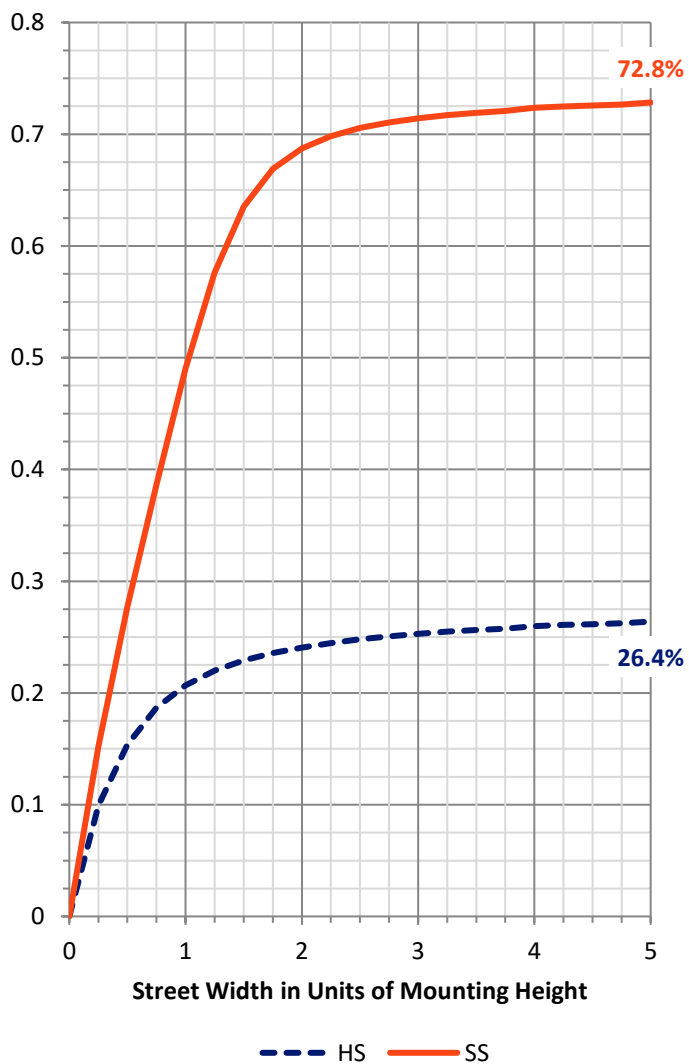
FLUX DISTRIBUTION:

		Downward	Upward	Total
House Side	Lumens	4074.4	0.0	4074.4
	% Fixture	26.9	0.0	26.9
Street Side	Lumens	11090.6	0.0	11090.6
	% Fixture	73.1	0.0	73.1
Total	Lumens	15165.1	0.0	15165.1
	% Fixture	100.0	0.0	100.0

ZONAL LUMENS:

Zone	Lumens	% Fixture
0°-10°	212.0	1.4
10°-20°	652.8	4.3
20°-30°	1193.7	7.9
30°-40°	2053.4	13.5
40°-50°	3028.2	20.0
50°-60°	3629.4	23.9
60°-70°	2913.0	19.2
70°-80°	1170.5	7.7
80°-90°	312.1	2.1
90°-100°	0.0	0.0
100°-110°	0.0	0.0
110°-120°	0.0	0.0
120°-130°	0.0	0.0
130°-140°	0.0	0.0
140°-150°	0.0	0.0
150°-160°	0.0	0.0
160°-170°	0.0	0.0
170°-180°	0.0	0.0
0°-90°	15165.1	100.0
0°-180°	15165.1	100.0

Coefficient of Utilization

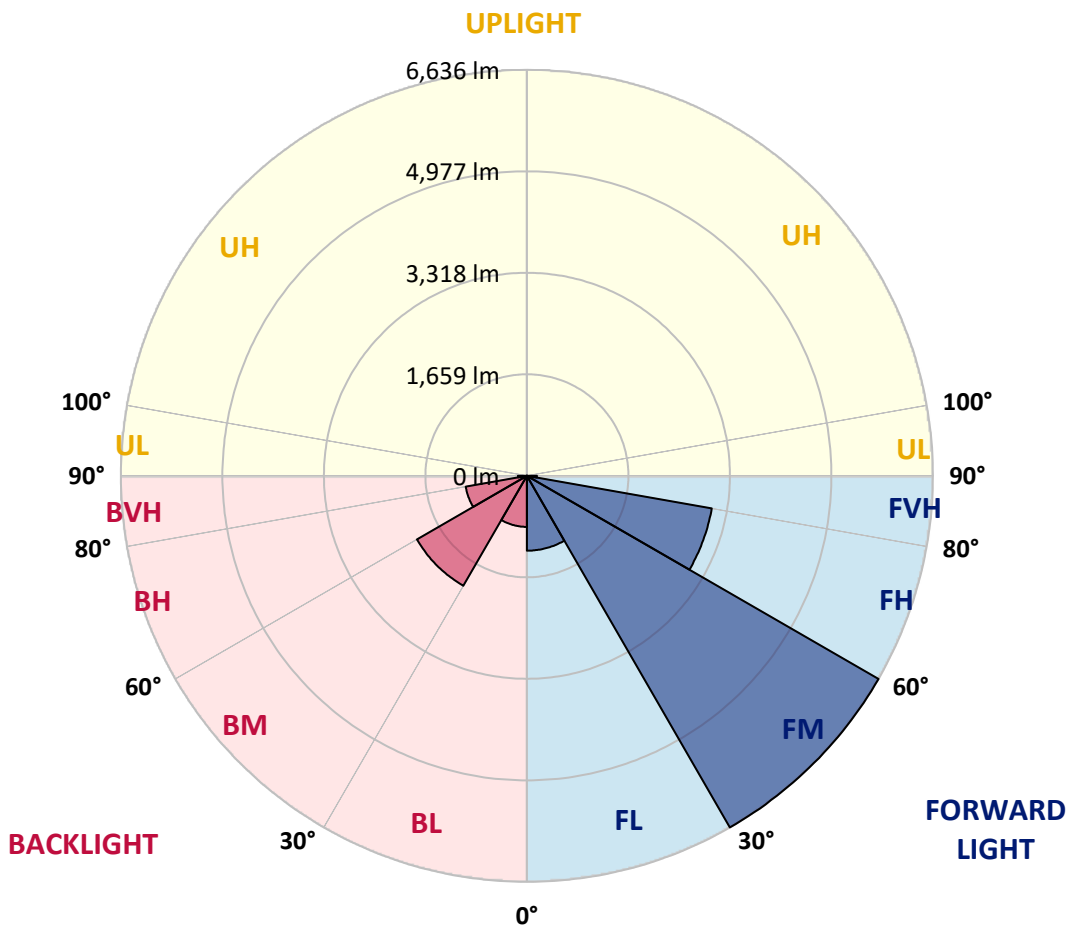


REPORT NUMBER: P1455836
 CATALOG NUMBER: GLAN-SB3B-727-U-T2LG

LUMINAIRE CLASSIFICATION SYSTEM LUMEN TABLE AND BUG RATING:

Zone		Lumens	% Fixture	Zone Rating/Lumen Limit		
				B	U	G
FL	(0°-30°)	1223.5	8.1			
FM	(30°-60°)	6635.5	43.8			
FH	(60°-80°)	3067.6	20.2			G2/5000
FVH	(80°-90°)	164.0	1.1			G2/225
BL	(0°-30°)	835.0	5.5	B2/1000		
BM	(30°-60°)	2075.4	13.7	B2/2500		
BH	(60°-80°)	1015.9	6.7	B3/2500		G3/2500
BVH	(80°-90°)	148.1	1.0			G2/225
UL	(90°-100°)	0.0	0.0		U0/0	
UH	(100°-180°)	0.0	0.0		U0/0	

BUG Rating: B3-U0-G3
 Type II Short





REPORT NUMBER: P1455836

CATALOG NUMBER: GLAN-SB3B-727-U-T2LG

CANDELA DISTRIBUTION (FULL):

	0°	5°	15°	25°	35°	45°	55°	64°	65°	75°	85°
0°	2309.5	2309.5	2309.5	2309.5	2309.5	2309.5	2309.5	2309.5	2309.5	2309.5	2309.5
2.5°	2404.8	2408.3	2398.0	2394.6	2401.4	2387.8	2384.4	2370.8	2364.0	2350.3	2333.3
5°	2473.0	2476.4	2469.6	2469.6	2476.4	2466.2	2462.8	2449.1	2442.3	2428.7	2394.6
7.5°	2469.6	2473.0	2479.8	2507.0	2541.1	2554.7	2564.9	2554.7	2551.3	2530.9	2496.8
10°	2415.1	2418.5	2435.5	2476.4	2561.5	2622.8	2687.6	2687.6	2694.4	2677.3	2616.0
12.5°	2340.1	2343.5	2384.4	2449.1	2561.5	2667.1	2800.0	2854.5	2851.1	2840.9	2769.3
15°	2159.6	2159.6	2220.9	2343.5	2524.1	2697.8	2895.4	3041.8	3045.2	3055.4	2970.3
17.5°	2006.3	2009.7	2060.8	2169.8	2404.8	2680.8	2997.5	3249.6	3259.8	3317.7	3195.1
20°	2019.9	2019.9	2037.0	2084.7	2275.4	2612.6	3055.4	3471.0	3505.1	3641.3	3488.0
22.5°	2125.5	2125.5	2139.2	2135.7	2251.6	2568.3	3092.9	3692.4	3753.7	4036.5	3838.9
25°	2319.7	2316.3	2302.7	2282.2	2350.3	2616.0	3178.1	3862.7	3982.0	4472.5	4244.2
27.5°	2558.1	2551.3	2530.9	2496.8	2544.5	2759.1	3324.5	4043.3	4172.7	4949.3	4673.4
30°	2854.5	2834.0	2813.6	2769.3	2820.4	2994.1	3542.5	4298.7	4421.4	5490.9	5191.2
32.5°	3205.3	3229.2	3161.0	3099.7	3154.2	3314.3	3866.1	4601.9	4734.8	6056.4	5729.4
35°	3729.9	3801.4	3781.0	3471.0	3522.1	3699.2	4244.2	4993.6	5112.9	6570.7	6281.2
37.5°	4247.7	4230.6	4247.7	3988.8	3907.0	4121.6	4649.6	5368.3	5484.1	6989.7	6768.3
40°	4663.2	4714.3	4714.3	4503.1	4397.5	4540.6	5017.5	5712.4	5824.8	7221.3	7119.2
42.5°	5116.3	5123.1	5109.4	4925.5	4884.6	4922.1	5341.1	5930.4	6022.3	7340.6	7357.6
45°	5627.2	5623.8	5565.9	5412.6	5351.3	5317.2	5542.0	6141.6	6233.5	7395.1	7487.0
47.5°	6049.6	6066.6	6070.0	5906.5	5804.3	5657.9	5715.8	6247.1	6352.7	7333.8	7514.3
50°	6073.4	6100.7	6230.1	6277.8	6257.4	6022.3	5875.9	6359.6	6465.2	7347.4	7613.1
52.5°	5923.5	5950.8	6117.7	6315.3	6553.7	6441.3	6127.9	6553.7	6662.7	7480.2	7837.9
55°	5521.6	5565.9	5814.5	6090.5	6516.2	6676.3	6574.2	6904.6	7006.8	7585.8	8100.2
57.5°	4806.3	4860.8	5204.8	5644.2	6226.7	6621.8	7221.3	7466.6	7551.8	7660.8	8103.6
60°	3593.6	3637.9	4176.1	4768.8	5644.2	6281.2	7606.3	8430.6	8478.3	7255.4	7643.7
62.5°	2646.7	2691.0	3052.0	3477.8	4435.0	5654.5	7681.2	9265.1	9271.9	6523.1	7010.2
63°	2493.4	2537.7	2864.7	3263.2	4148.9	5443.3	7657.4	9292.4	9268.5	6373.2	6870.5
65°	1941.6	2019.9	2360.6	2663.7	3109.9	4332.8	7350.8	8808.7	8842.7	5930.4	6168.8
67.5°	1321.6	1379.6	1812.1	2163.0	2350.3	2759.1	6029.1	7538.1	7592.6	5470.5	4922.1
70°	1021.9	1049.1	1301.2	1713.4	1900.7	1754.2	3930.9	6070.0	6070.0	4271.5	3488.0
72.5°	800.5	810.7	981.0	1338.7	1529.4	1348.9	2190.2	4414.6	4251.1	2534.3	2326.5
75°	572.3	585.9	739.2	998.0	1219.5	1062.8	1400.0	2571.8	2473.0	1457.9	1553.3
77.5°	453.0	459.9	551.8	735.8	987.8	810.7	1066.2	1403.4	1389.8	1025.3	998.0
80°	357.7	371.3	432.6	528.0	763.0	633.6	793.7	926.5	899.3	705.1	640.4
82.5°	255.5	279.3	333.8	401.9	565.4	453.0	521.2	654.0	654.0	531.4	422.4
85°	156.7	177.1	197.6	248.7	401.9	292.9	275.9	422.4	432.6	398.5	272.5
87.5°	74.9	81.8	95.4	105.6	146.5	132.8	109.0	160.1	163.5	177.1	112.4
90°	0.0	0.0	0.0	0.0	0.0	0.0	0.0	0.0	0.0	0.0	0.0



REPORT NUMBER: P1455836

CATALOG NUMBER: GLAN-SB3B-727-U-T2LG

CANDELA DISTRIBUTION (continued):

	90°	95°	105°	115°	125°	135°	145°	155°	165°	175°	180°
0°	2309.5	2309.5	2309.5	2309.5	2309.5	2309.5	2309.5	2309.5	2309.5	2309.5	2309.5
2.5°	2329.9	2323.1	2289.0	2255.0	2217.5	2183.4	2149.4	2122.1	2091.5	2098.3	2101.7
5°	2374.2	2357.2	2282.2	2193.7	2077.8	1968.8	1863.2	1788.3	1740.6	1727.0	1699.7
7.5°	2469.6	2428.7	2292.4	2105.1	1890.5	1720.2	1621.4	1577.1	1563.5	1566.9	1560.1
10°	2578.6	2517.3	2306.1	1999.5	1727.0	1611.2	1597.6	1624.8	1638.4	1652.1	1655.5
12.5°	2721.6	2622.8	2299.3	1883.7	1648.6	1628.2	1679.3	1730.4	1761.1	1781.5	1778.1
15°	2888.5	2755.7	2278.8	1788.3	1638.4	1692.9	1757.6	1815.6	1853.0	1873.5	1863.2
17.5°	3089.5	2912.4	2255.0	1727.0	1669.1	1733.8	1801.9	1859.8	1900.7	1914.3	1904.1
20°	3338.2	3089.5	2214.1	1699.7	1692.9	1750.8	1812.1	1866.7	1900.7	1914.3	1900.7
22.5°	3631.1	3300.7	2180.0	1699.7	1703.1	1750.8	1795.1	1836.0	1866.7	1876.9	1859.8
25°	4005.8	3546.0	2166.4	1727.0	1706.6	1733.8	1757.6	1781.5	1798.5	1805.3	1798.5
27.5°	4387.3	3828.7	2173.2	1761.1	1703.1	1710.0	1710.0	1713.4	1716.8	1720.2	1716.8
30°	4826.7	4114.8	2200.5	1805.3	1710.0	1675.9	1665.7	1645.2	1628.2	1614.6	1601.0
32.5°	5252.5	4387.3	2248.2	1870.1	1703.1	1638.4	1618.0	1566.9	1519.2	1478.3	1478.3
35°	5712.4	4670.0	2333.3	1917.7	1696.3	1604.4	1546.5	1488.6	1437.5	1379.6	1379.6
37.5°	6107.5	4911.9	2401.4	1972.2	1689.5	1563.5	1471.5	1406.8	1352.3	1294.4	1287.6
40°	6383.4	5051.5	2442.3	1992.7	1665.7	1509.0	1400.0	1318.2	1239.9	1161.5	1158.1
42.5°	6516.2	5044.7	2418.5	1985.9	1621.4	1440.9	1338.7	1229.7	1124.1	1052.5	1045.7
45°	6587.8	5000.4	2326.5	1928.0	1549.9	1369.3	1260.3	1144.5	1038.9	974.2	960.6
47.5°	6574.2	4891.4	2200.5	1784.9	1454.5	1291.0	1182.0	1062.8	977.6	940.1	940.1
50°	6611.6	4806.3	2057.4	1621.4	1325.0	1199.0	1110.5	1001.5	950.4	902.7	885.6
52.5°	6778.5	4877.8	1934.8	1468.1	1202.4	1110.5	1049.1	957.2	892.4	861.8	851.6
55°	6999.9	5031.1	1819.0	1331.9	1083.2	1032.1	1001.5	916.3	841.4	810.7	793.7
57.5°	7040.8	5136.7	1706.6	1199.0	984.4	970.8	960.6	844.8	783.4	759.6	746.0
60°	6758.1	5058.4	1560.1	1079.8	906.1	912.9	885.6	800.5	728.9	705.1	691.5
62.5°	6277.8	4854.0	1413.6	977.6	844.8	858.4	831.1	746.0	674.4	650.6	643.8
63°	6182.4	4799.5	1379.6	967.4	831.1	848.2	824.3	739.2	667.6	643.8	633.6
65°	5613.6	4472.5	1260.3	912.9	786.9	786.9	790.3	705.1	643.8	633.6	626.8
67.5°	4578.1	3733.3	1130.9	848.2	739.2	749.4	766.4	718.7	694.9	688.1	681.3
70°	3460.8	2810.2	1018.5	786.9	688.1	722.1	837.9	817.5	728.9	667.6	654.0
72.5°	2452.5	1914.3	919.7	725.5	626.8	711.9	868.6	780.0	657.4	585.9	572.3
75°	1641.8	1233.1	820.9	660.8	558.6	657.4	820.9	711.9	572.3	555.2	534.8
77.5°	1032.1	878.8	722.1	585.9	483.7	585.9	746.0	633.6	493.9	500.7	470.1
80°	630.2	626.8	606.3	497.3	388.3	466.7	626.8	534.8	395.1	395.1	350.8
82.5°	374.7	453.0	514.4	412.2	282.7	333.8	453.0	401.9	330.4	320.2	299.8
85°	252.1	306.6	408.8	316.8	180.5	204.4	313.4	337.2	303.2	265.7	248.7
87.5°	92.0	122.6	187.3	129.4	78.3	122.6	235.0	245.3	183.9	143.1	129.4
90°	0.0	0.0	0.0	0.0	0.0	0.0	0.0	0.0	0.0	0.0	0.0

Cooper Lighting Solutions Photometric Lab
1121 Highway 74 South
Peachtree City, GA 30269



LM-79-2019: Approved Method: Electrical and Photometric Measurements of Solid-State Lighting Products

Report Prepared for

Cooper Lighting Solutions

McGraw-Edison

Report Number: SP1-2407-184-3

Test Date: 10/09/2024

Luminaire Tested: GSS-SB1A-727-U-5WQ

Data in this report applies to families of products including GSS-SB1A-727-U-5WQ

Test Information

Test Method: LM-79-2019
 Report Number: SP1-2407-184-3
 Test Lab: COOPER LIGHTING SOLUTIONS
 Photometer: SP1 - 76IN SPHERE
 Measurement Geometry: 4π
 Issue Date: 10/15/2024
 Manufacturer: COOPER LIGHTING SOLUTIONS
 Product Line: McGraw-Edison
 Catalog Number: **GSS-SB1A-727-U-5WQ**
 Description: GALLEON II SITE SLIM 1SQ 350MA 5WQ HIGH DENSITY LIGHTSQUARE WITH 70 CRI 2700K CCT 26 LEDS

Spectral Parameters

CCT (K): 2672
 CIE u': 0.2638
 CIE v': 0.5276
 Duv: -0.0002
 CIE x: 0.4619
 CIE y: 0.4106
 CIE z: 0.1275
 Peak Wavelength (nm): 601
 Dominant Wavelength (nm): 584
 Purity: 61.88407
 Rf: 67.9
 Rg: 98.6

CRI (Ra):	71.1		
R1:	68.3	R9:	-27.8
R2:	79.8	R10:	54.4
R3:	91.2	R11:	65.8
R4:	69.4	R12:	45.6
R5:	66.5	R13:	69.8
R6:	72.6	R14:	94.5
R7:	77.0	R15:	60.1
R8:	44.1		



Test Conditions

Stabilization Time: 21M
 Operation Time: 1H 21M
 Sphere Temperature (°C): 25.2

REPORT NUMBER: SP1-2407-184-3

Measurement and Test Equipment			
Instrument	Identification Number	Calibration Date	Calibration Due Date
Photometer	IN0058	6/18/2024	12/18/2024
Power Meter	INXT2011004	2/8/2024	2/8/2025
AC Power Source	IN0063	10/24/2023	10/24/2024
DC Power Source	IN0208	10/24/2023	10/24/2024
Sphere Thermometer	IN0085	10/24/2023	10/24/2024
Room Thermometer	IN0046	10/24/2023	10/24/2024

REPORT NUMBER: SP1-2407-184-3

CIE 1931 Chromaticity Diagram



CIE 1931 Chromaticity Diagram with 2017 ANSI 7-Step and 4-Step Quadrangles



Point lies inside the ANSI 2700K 4-step quadrangle

REPORT NUMBER: SP1-2407-184-3

Photopic Flux vs. Wavelength



Photopic Lumens: NR

λ (nm)	Power W [^] /nm	Lumens (ϕ /nm)	λ (nm)	Power W [^] /nm	Lumens (ϕ /nm)	λ (nm)	Power W [^] /nm	Lumens (ϕ /nm)	λ (nm)	Power W [^] /nm	Lumens (ϕ /nm)	λ (nm)	Power W [^] /nm	Lumens (ϕ /nm)
360	0	NR	490	52	NR	620	888	NR	750	27	NR	880	1	NR
365	0	NR	495	87	NR	625	834	NR	755	23	NR	885	1	NR
370	0	NR	500	135	NR	630	776	NR	760	20	NR	890	1	NR
375	0	NR	505	196	NR	635	712	NR	765	17	NR	895	0	NR
380	0	NR	510	258	NR	640	648	NR	770	15	NR	900	0	NR
385	1	NR	515	317	NR	645	583	NR	775	12	NR	905	0	NR
390	2	NR	520	368	NR	650	523	NR	780	11	NR	910	0	NR
395	4	NR	525	408	NR	655	465	NR	785	9	NR	915	0	NR
400	6	NR	530	443	NR	660	410	NR	790	8	NR	920	0	NR
405	11	NR	535	473	NR	665	360	NR	795	7	NR	925	0	NR
410	23	NR	540	498	NR	670	313	NR	800	6	NR	930	0	NR
415	51	NR	545	530	NR	675	272	NR	805	5	NR	935	0	NR
420	111	NR	550	563	NR	680	236	NR	810	4	NR	940	0	NR
425	214	NR	555	605	NR	685	203	NR	815	4	NR	945	0	NR
430	339	NR	560	651	NR	690	175	NR	820	3	NR	950	0	NR
435	467	NR	565	705	NR	695	150	NR	825	3	NR	955	0	NR
440	535	NR	570	765	NR	700	128	NR	830	3	NR	960	0	NR
445	372	NR	575	824	NR	705	110	NR	835	2	NR	965	0	NR
450	160	NR	580	882	NR	710	94	NR	840	2	NR	970	0	NR
455	89	NR	585	930	NR	715	80	NR	845	2	NR	975	0	NR
460	53	NR	590	968	NR	720	69	NR	850	1	NR	980	0	NR
465	31	NR	595	991	NR	725	59	NR	855	1	NR	985	0	NR
470	23	NR	600	999	NR	730	50	NR	860	1	NR	990	0	NR
475	21	NR	605	992	NR	735	43	NR	865	1	NR	995	0	NR
480	23	NR	610	969	NR	740	36	NR	870	1	NR	1000	0	NR
485	32	NR	615	935	NR	745	31	NR	875	1	NR			

REPORT NUMBER: SP1-2407-184-3

Scotopic Flux vs. Wavelength



Scotopic Lumens: NR

S/P: 1.02

λ (nm)	Power W [^] /nm	Lumens (φ/nm)	λ (nm)	Power W [^] /nm	Lumens (φ/nm)	λ (nm)	Power W [^] /nm	Lumens (φ/nm)	λ (nm)	Power W [^] /nm	Lumens (φ/nm)	λ (nm)	Power W [^] /nm	Lumens (φ/nm)
360	0	NR	490	52	NR	620	888	NR	750	27	NR	880	1	NR
365	0	NR	495	87	NR	625	834	NR	755	23	NR	885	1	NR
370	0	NR	500	135	NR	630	776	NR	760	20	NR	890	1	NR
375	0	NR	505	196	NR	635	712	NR	765	17	NR	895	0	NR
380	0	NR	510	258	NR	640	648	NR	770	15	NR	900	0	NR
385	1	NR	515	317	NR	645	583	NR	775	12	NR	905	0	NR
390	2	NR	520	368	NR	650	523	NR	780	11	NR	910	0	NR
395	4	NR	525	408	NR	655	465	NR	785	9	NR	915	0	NR
400	6	NR	530	443	NR	660	410	NR	790	8	NR	920	0	NR
405	11	NR	535	473	NR	665	360	NR	795	7	NR	925	0	NR
410	23	NR	540	498	NR	670	313	NR	800	6	NR	930	0	NR
415	51	NR	545	530	NR	675	272	NR	805	5	NR	935	0	NR
420	111	NR	550	563	NR	680	236	NR	810	4	NR	940	0	NR
425	214	NR	555	605	NR	685	203	NR	815	4	NR	945	0	NR
430	339	NR	560	651	NR	690	175	NR	820	3	NR	950	0	NR
435	467	NR	565	705	NR	695	150	NR	825	3	NR	955	0	NR
440	535	NR	570	765	NR	700	128	NR	830	3	NR	960	0	NR
445	372	NR	575	824	NR	705	110	NR	835	2	NR	965	0	NR
450	160	NR	580	882	NR	710	94	NR	840	2	NR	970	0	NR
455	89	NR	585	930	NR	715	80	NR	845	2	NR	975	0	NR
460	53	NR	590	968	NR	720	69	NR	850	1	NR	980	0	NR
465	31	NR	595	991	NR	725	59	NR	855	1	NR	985	0	NR
470	23	NR	600	999	NR	730	50	NR	860	1	NR	990	0	NR
475	21	NR	605	992	NR	735	43	NR	865	1	NR	995	0	NR
480	23	NR	610	969	NR	740	36	NR	870	1	NR	1000	0	NR
485	32	NR	615	935	NR	745	31	NR	875	1	NR			

REPORT NUMBER: SP1-2407-184-3

Melanopic Flux vs. Wavelength



Melanopic Lumens: NR

M/P: 1.71

λ (nm)	Power W [^] /nm	Lumens (φ/nm)	λ (nm)	Power W [^] /nm	Lumens (φ/nm)	λ (nm)	Power W [^] /nm	Lumens (φ/nm)	λ (nm)	Power W [^] /nm	Lumens (φ/nm)	λ (nm)	Power W [^] /nm	Lumens (φ/nm)
360	0	NR	490	52	NR	620	888	NR	750	27	NR	880	1	NR
365	0	NR	495	87	NR	625	834	NR	755	23	NR	885	1	NR
370	0	NR	500	135	NR	630	776	NR	760	20	NR	890	1	NR
375	0	NR	505	196	NR	635	712	NR	765	17	NR	895	0	NR
380	0	NR	510	258	NR	640	648	NR	770	15	NR	900	0	NR
385	1	NR	515	317	NR	645	583	NR	775	12	NR	905	0	NR
390	2	NR	520	368	NR	650	523	NR	780	11	NR	910	0	NR
395	4	NR	525	408	NR	655	465	NR	785	9	NR	915	0	NR
400	6	NR	530	443	NR	660	410	NR	790	8	NR	920	0	NR
405	11	NR	535	473	NR	665	360	NR	795	7	NR	925	0	NR
410	23	NR	540	498	NR	670	313	NR	800	6	NR	930	0	NR
415	51	NR	545	530	NR	675	272	NR	805	5	NR	935	0	NR
420	111	NR	550	563	NR	680	236	NR	810	4	NR	940	0	NR
425	214	NR	555	605	NR	685	203	NR	815	4	NR	945	0	NR
430	339	NR	560	651	NR	690	175	NR	820	3	NR	950	0	NR
435	467	NR	565	705	NR	695	150	NR	825	3	NR	955	0	NR
440	535	NR	570	765	NR	700	128	NR	830	3	NR	960	0	NR
445	372	NR	575	824	NR	705	110	NR	835	2	NR	965	0	NR
450	160	NR	580	882	NR	710	94	NR	840	2	NR	970	0	NR
455	89	NR	585	930	NR	715	80	NR	845	2	NR	975	0	NR
460	53	NR	590	968	NR	720	69	NR	850	1	NR	980	0	NR
465	31	NR	595	991	NR	725	59	NR	855	1	NR	985	0	NR
470	23	NR	600	999	NR	730	50	NR	860	1	NR	990	0	NR
475	21	NR	605	992	NR	735	43	NR	865	1	NR	995	0	NR
480	23	NR	610	969	NR	740	36	NR	870	1	NR	1000	0	NR
485	32	NR	615	935	NR	745	31	NR	875	1	NR			

Summary

$R_f = 67.9$
 $R_g = 98.6$
 $CIE R_a = 71.1$
 $R_9 = -27.8$



Color Vector Graphics



Individual Sample Fidelity Index ($R_{f,i}$)

CES01 = 86	CES26 = 53	CES51 = 75	CES76 = 51
CES02 = 63	CES27 = 70	CES52 = 80	CES77 = 79
CES03 = 31	CES28 = 81	CES53 = 64	CES78 = 58
CES04 = 71	CES29 = 37	CES54 = 73	CES79 = 82
CES05 = 50	CES30 = 33	CES55 = 69	CES80 = 82
CES06 = 52	CES31 = 44	CES56 = 60	CES81 = 69
CES07 = 42	CES32 = 47	CES57 = 54	CES82 = 92
CES08 = 41	CES33 = 45	CES58 = 59	CES83 = 82
CES09 = 29	CES34 = 67	CES59 = 85	CES84 = 92
CES10 = 77	CES35 = 84	CES60 = 86	CES85 = 87
CES11 = 60	CES36 = 68	CES61 = 86	CES86 = 60
CES12 = 66	CES37 = 77	CES62 = 59	CES87 = 79
CES13 = 44	CES38 = 40	CES63 = 66	CES88 = 70
CES14 = 74	CES39 = 88	CES64 = 69	CES89 = 66
CES15 = 72	CES40 = 82	CES65 = 64	CES90 = 64
CES16 = 48	CES41 = 70	CES66 = 65	CES91 = 81
CES17 = 51	CES42 = 76	CES67 = 64	CES92 = 69
CES18 = 57	CES43 = 63	CES68 = 73	CES93 = 81
CES19 = 73	CES44 = 97	CES69 = 83	CES94 = 53
CES20 = 67	CES45 = 74	CES70 = 64	CES95 = 77
CES21 = 88	CES46 = 67	CES71 = 60	CES96 = 79
CES22 = 80	CES47 = 55	CES72 = 87	CES97 = 78
CES23 = 92	CES48 = 42	CES73 = 57	CES98 = 69
CES24 = 92	CES49 = 65	CES74 = 84	CES99 = 60
CES25 = 73	CES50 = 74	CES75 = 60	



Color Rendition by Hue-Angle Bin



Measure Comparisons



(END OF REPORT)